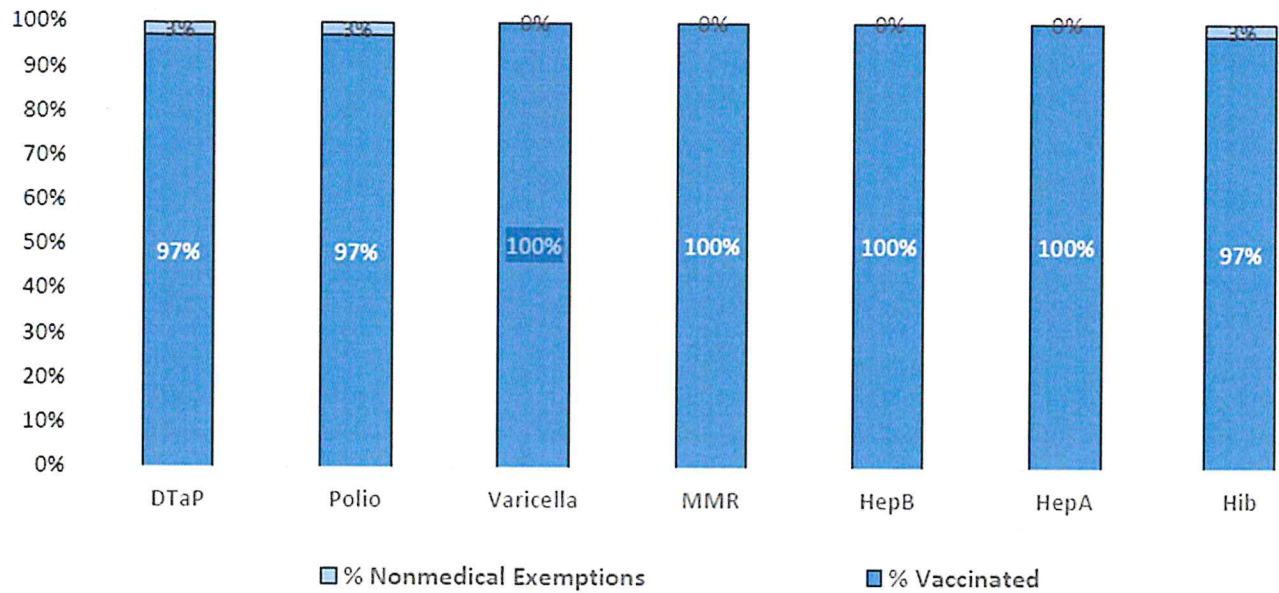


How many PRESCHOOL students at Tucker Maxon School are vaccinated: March 2023*



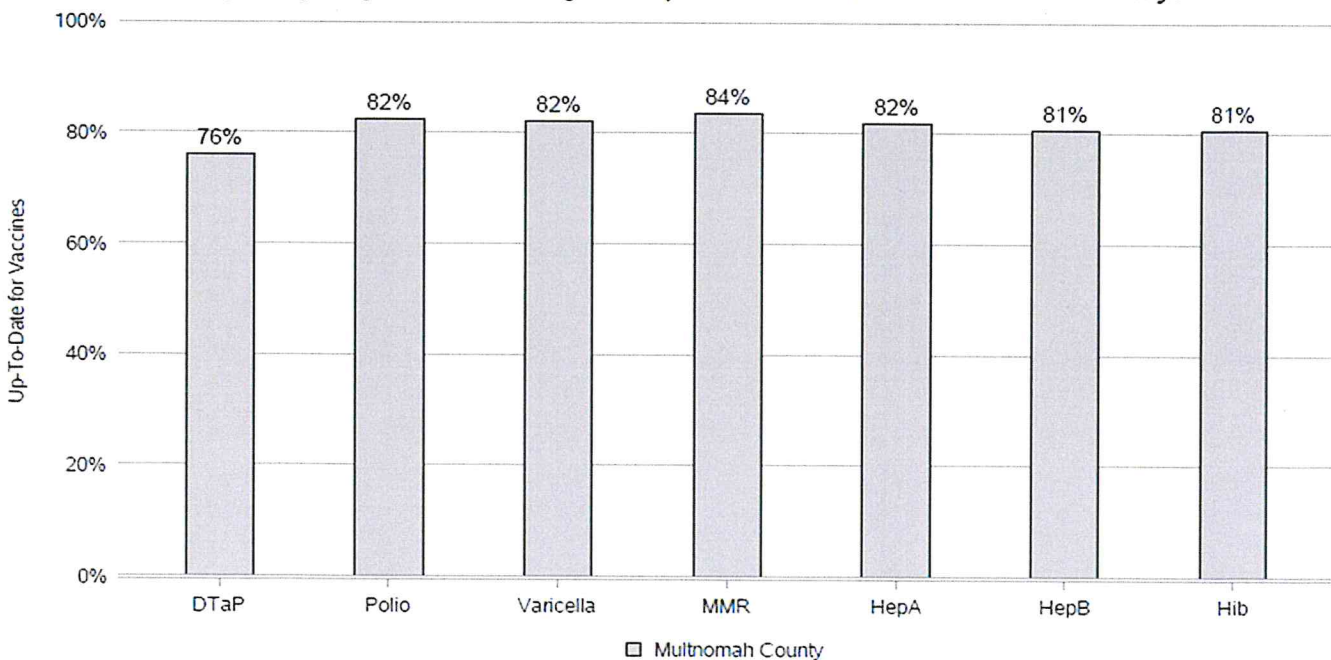
Number of children at the school**: 33
 Percent of children with no immunization or exemption record: 0%
 Percent of children with a medical exemption for one or more vaccine(s): 0%

* These numbers may not total 100% if some children have medical exemptions, or are incomplete or in process with immunizations but do not need an exemption because they are on schedule.

**There is/are also 0 child(ren) enrolled for whom immunizations are not required to be reported because their records are tracked by another site or they attend fewer than 5 days per year.

**There is/are also 0 child(ren) 18 months of age or younger who are not required to be finished with their pre-school vaccines because of their age.

How many kids younger than school-age* are up-to-date on vaccines in Multnomah County?



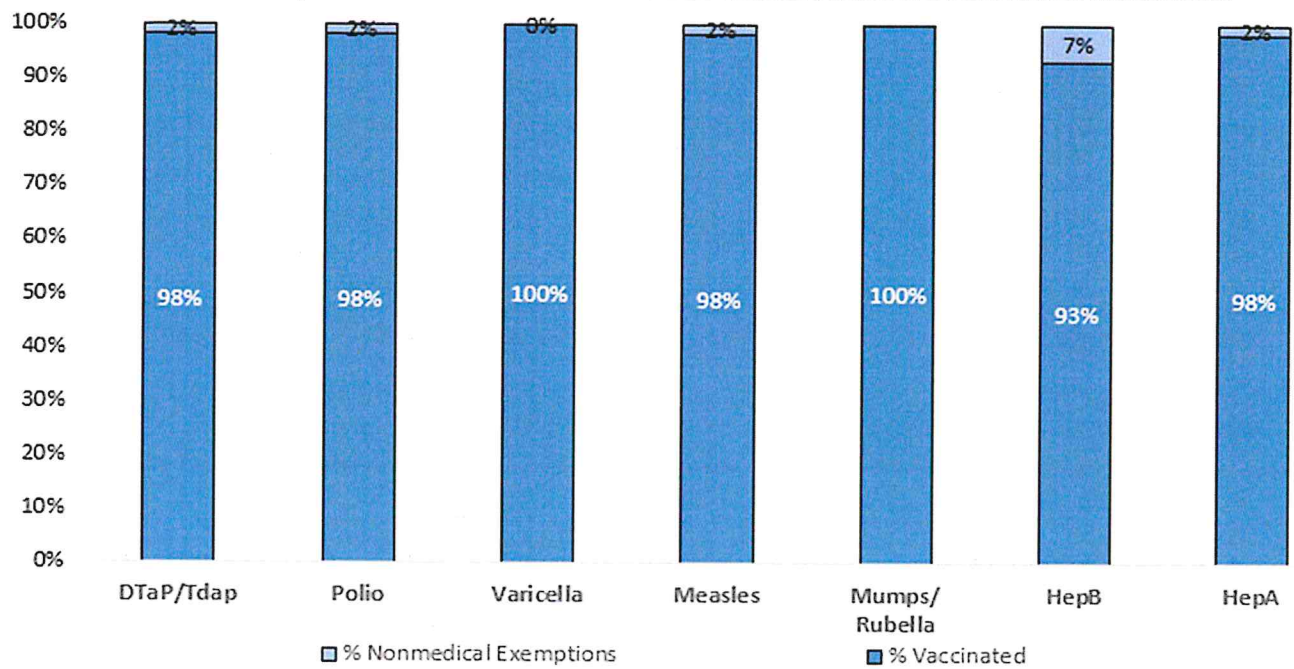
*Children age 19 months as of January 11, 2023 through 5 years as of September 1, 2022

Assessment Date: February 27, 2023

Data source: Oregon ALERT IIS



How many ELEMENTARY Students at Tucker Maxon School are vaccinated: March 2023*

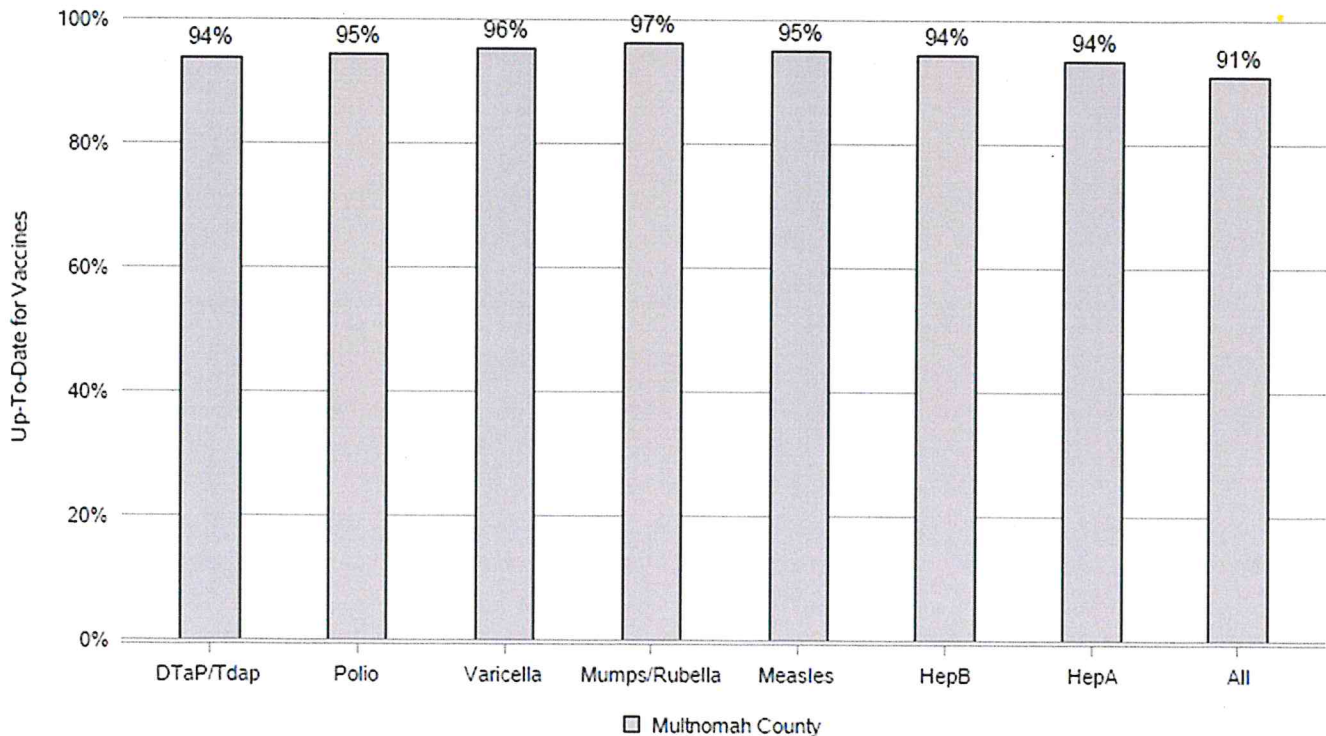


Number of children at the school**: 58
 Percent of children with no immunization or exemption record: 0%
 Percent of children with a medical exemption for one or more vaccine(s): 0%

* Not all immunizations are required for all grades. These numbers may not total 100% if some children have medical exemption s, or are incomplete or in process with immunizations but do not need an exemption because they are on schedule.

**There is/are also 0 child(ren) enrolled for whom immunizations are not required to be reported because their records are tracked by another site or they attend fewer than 5 days per year.

How many school-age kids* are up-to-date on vaccines in Multnomah County



*Kindergarten through 12th grade
 Assessment Date: February 27, 2023
 Data Source: Immunization Primary Review Summary Reports

